

RESOLUTION NO. 1615

**A RESOLUTION of the Board of Commissioners of Public Utility District
No. 1 of Okanogan County Adopting the Final Budget for the Year 2016**

WHEREAS, in conformity with Section 54.16.080, Revised Code of Washington, this Commission prepared a proposed budget of the contemplated financial transactions of the District for the ensuing year 2016, and filed the same in the records of the Commission on October 12, 2015. Notice of the filing of the proposed budget and the date and place of hearing thereon was published in the Omak-Okanogan County Chronicle once a week for two consecutive weeks; and

WHEREAS, the Commission of said District met this day in the office of the District in Okanogan, Washington, at 2:30 p.m., being the time and place designated for approval of the final budget for the year 2016; and

WHEREAS, the Commission deems it to be in the best interest of the District that the budget for the year 2016 be finally determined and adopted.

NOW, THEREFORE, BE IT RESOLVED that the Board of Commissioners of Public Utility District No. 1 of Okanogan County hereby adopts the budget as finally determined and fixes the final amount of expenditures for the ensuing year, as set forth in the budget summary attached to this Resolution and by this reference made a part of this Resolution as though fully set out herein.

PASSED AND APPROVED this 7th day of December, 2015.




Steve Houston, President




Ernest J. Bolz, Vice President

ATTEST:




Scott Vejraska, Secretary

APPROVED as to form:



Michael D. Howe, General Counsel



Heidi E. Smith, General Counsel

PUBLIC UTILITY DIST. NO. 1 OF OKANOGAN COUNTY
2016 ADOPTED BUDGET - DECEMBER 7, 2015
BUDGET SUMMARY

<u>Description</u>	<u>Electric</u>	<u>Broadband</u>	<u>Total</u>
<u>REVENUE</u>			
Sales - Retail	45,909,000		45,909,000
Sales - Electric Wholesale	1,939,800		1,939,800
Sales - Broadband Wholesale		2,640,000	2,640,000
Interest	41,000		41,000
Miscellaneous	1,208,000		1,208,000
Rental Income	110,000		110,000
Construction Contribution	1,345,600		1,345,600
Grant Proceeds	4,675,700	0	4,675,700
Total Revenue	55,229,100	2,640,000	57,869,100
<u>EXPENDITURES</u>			
Wages	8,243,000	345,200	8,588,200
Benefits	3,339,100	156,700	3,495,800
Travel	134,800	15,000	149,800
Training, Tuition and Meeting Fees	98,800	15,000	113,800
Transportation	933,900	50,400	984,300
Insurance	337,600		337,600
Utilities	97,900		97,900
Postage, Printing and Stationery	152,700	300	153,000
Advertising	34,800		34,800
Conservation Expenditures	214,900		214,900
Misc. Contractual Services	3,966,400	104,200	4,070,600
Legal Services	283,800	10,000	293,800
Maintenance Contracts	193,000	112,700	305,700
Software Licenses and Support	557,900	72,300	630,200
Permits and Fees	14,900	80,600	95,500
Rents and Leases	91,100	73,200	164,300
Materials and Supplies	709,300	98,800	808,100
Small Tools (under \$1,000)	34,000	1,000	35,000
Miscellaneous	64,500		64,500
Unforeseen Operating Contingency	250,000		250,000
Purchased Power	24,070,500		24,070,500
Taxes	2,793,000	13,000	2,806,000
Total Expenditures	46,615,900	1,148,400	47,764,300
<u>DEBT SERVICE</u>			
Debt Service - Principal	1,536,900	360,400	1,897,300
Debt Service - Interest	1,563,900	235,500	1,799,400
Total Debt Service	3,100,800	595,900	3,696,700
AVAILABLE FOR CAPITAL OUTLAY	5,512,400	895,700	6,408,100
<u>CAPITAL OUTLAY</u>			
Capital - Contractual Services	10,805,800		10,805,800
Capital - Materials and Supplies	5,006,000	375,000	5,381,000
Capital - Meter Purchases	95,000		95,000
Capital - Transformer Purchases	400,000		400,000
Capital - Tools and Equipment	5,000		5,000
Capital - Buildings	382,000		382,000
Capital - Equipment (Over \$2,000)	564,500	161,000	725,500
Capital - Vehicles	260,000		260,000
Capital - Personal Computers	30,100		30,100
Unforeseen Capital Contingency	250,000		250,000
Total Capital Outlay	17,798,400	536,000	18,334,400
RESERVES/DEBT	(12,286,000)	359,700	(11,926,300)